



Match Report

ALEXANDER ZVEREV

defeated

DANIIL MEDVEDEV

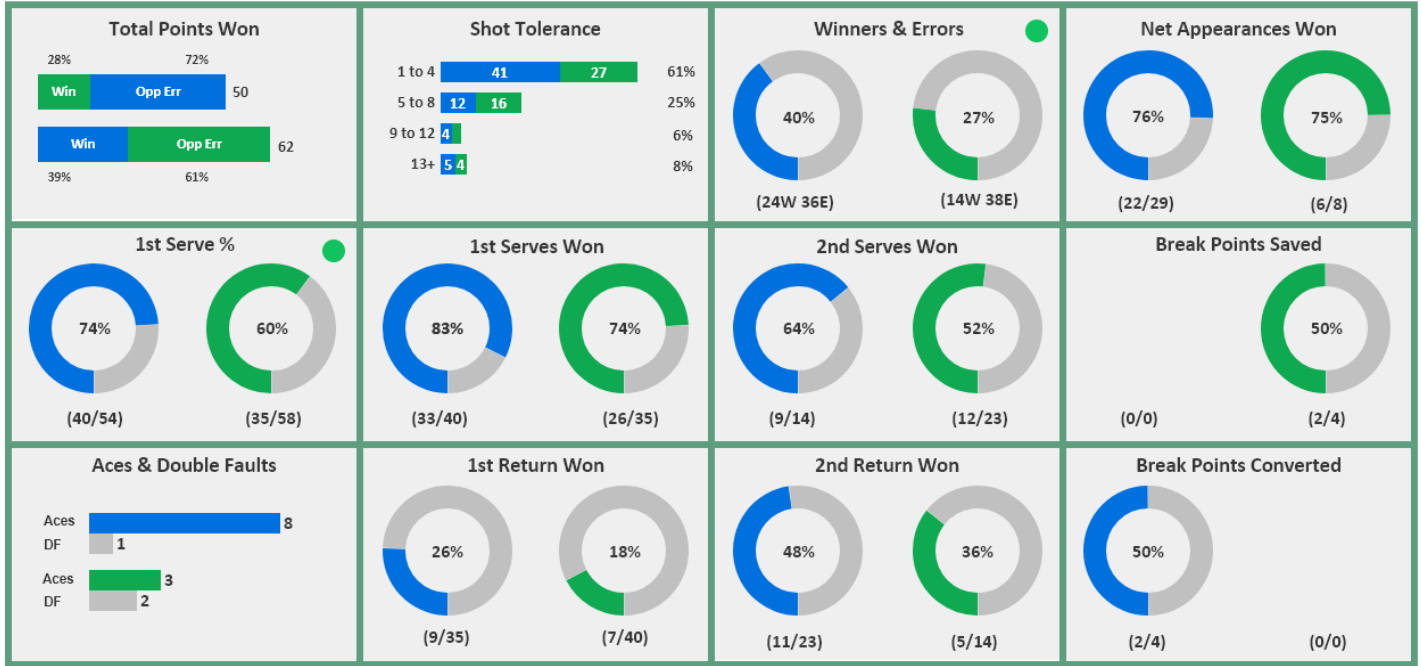
6 - 4 6 - 4

2021 ATP Finals

Final

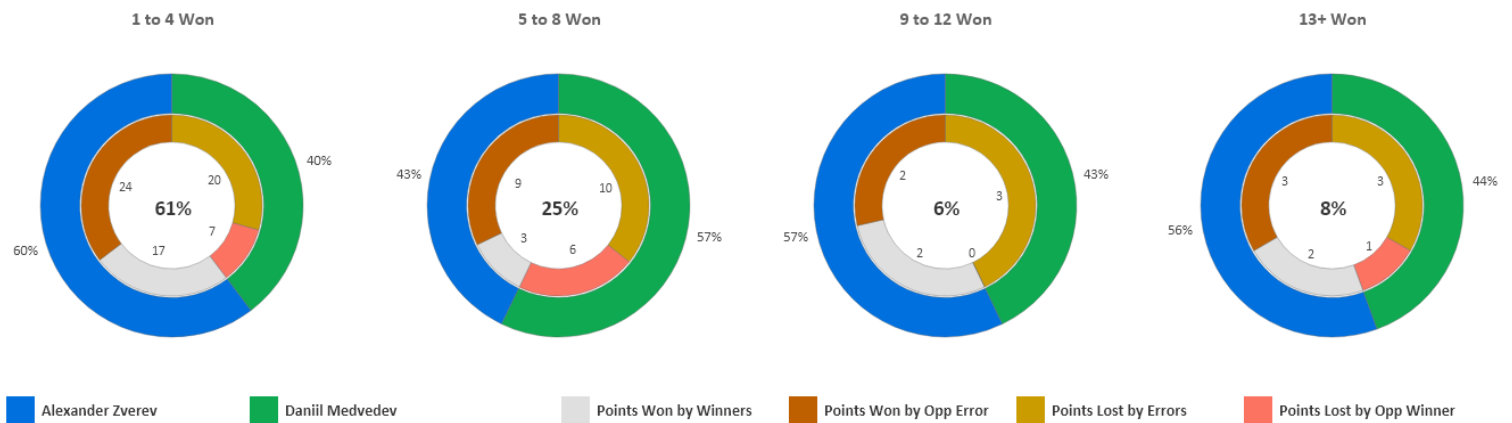
2021/11/21

ATP



| Alexander Zverev | | MATCH SUMMARY | Daniil Medvedev | |
|------------------|--------|----------------|-----------------|--------|
| Winners | Errors | | Winners | Errors |
| 8 | 1 | Serve | 3 | 2 |
| 1 | 15 | Return | 0 | 12 |
| 2 | 3 | Serve +1 | 3 | 2 |
| 6 | 1 | Return +1 | 1 | 8 |
| 7 | 16 | Last Shot (5+) | 7 | 14 |
| 24 | 36 | Total | 14 | 38 |

| Alexander Zverev | | RALLY LENGTH | | Daniil Medvedev | |
|------------------|-------|--------------|--------|-----------------|-------|
| Win % | Win # | Rally Length | Spread | Win # | Win % |
| 60.3% | 41 | 1 to 4 | 61% | 27 | 39.7% |
| 42.9% | 12 | 5 to 8 | 25% | 16 | 57.1% |
| 57.1% | 4 | 9 to 12 | 6% | 3 | 42.9% |
| 55.6% | 5 | 13+ | 8% | 4 | 44.4% |



SERVE

Alexander Zverev

1st Serve



Daniil Medvedev



Alexander Zverev

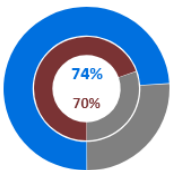
2nd Serve



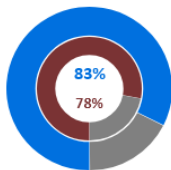
Daniil Medvedev



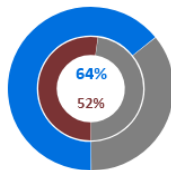
| Alexander Zverev | | SERVE | Daniil Medvedev | |
|------------------|---------|--------------------|-----------------|-----|
| % | # | | # | % |
| 15% | 8 | Aces | 3 | 5% |
| 2% | 1 | Double Faults | 2 | 3% |
| 74% | (40/54) | 1st Serve | (35/58) | 60% |
| 83% | (33/40) | 1st Serve Won | (26/35) | 74% |
| 64% | (9/14) | 2nd Serve Won | (12/23) | 52% |
| 0% | (0/0) | Break Points Saved | (2/4) | 50% |



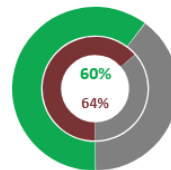
1st Serve %



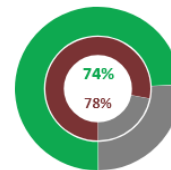
1st Serve Won



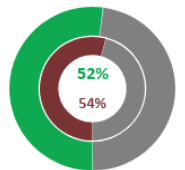
2nd Serve Won



1st Serve %



1st Serve Won




2nd Serve Won

Match Stats
Season Avg



ACES
DOUBLE FAULTS
BREAK POINTS SAVED



Match Stats
Season Avg

RETURN

Alexander Zverev

1st Serve



Daniil Medvedev



Alexander Zverev

2nd Serve



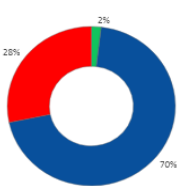
Daniil Medvedev



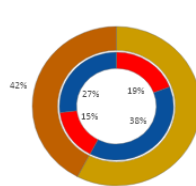
| Alexander Zverev | | | | RETURN | Daniil Medvedev | | | |
|------------------|----|--|--|------------------------|-----------------|-----|--|--|
| % | # | | | | # | % | | |
| 26% | 9 | | | 1st Return Won | 7 | 18% | | |
| 48% | 11 | | | 2nd Return Won | 5 | 36% | | |
| 50% | 2 | | | Break Points Converted | 0 | 0% | | |

| Deuce Winner | Deuce Error | Ad Winner | Ad Error | Winners & Errors | Deuce Winner | Deuce Error | Ad Winner | Ad Error |
|--------------|-------------|-----------|----------|------------------|--------------|-------------|-----------|----------|
| 0 | 4 | 0 | 3 | 1st-Forehand | 0 | 4 | 0 | 3 |
| 0 | 0 | 0 | 4 | 1st-Backhand | 0 | 2 | 0 | 3 |
| 1 | 0 | 0 | 1 | 2nd-Forehand | 0 | 0 | 0 | 0 |
| 0 | 2 | 0 | 1 | 2nd-Backhand | 0 | 0 | 0 | 0 |
| 1 | 6 | 0 | 9 | Total | 0 | 6 | 0 | 6 |

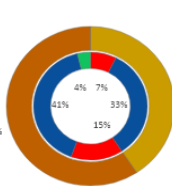
Return Data



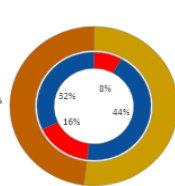
Return - Ad Court



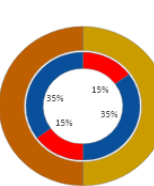
Return - Deuce Court



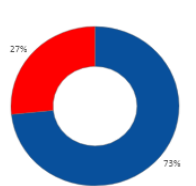
Return - Deuce Court



Return - Ad Court



Return Data



Winners Errors In Play Forehands Backhands

RETURN POINTS WON
BREAK POINTS CONVERTED

RALLY

Alexander Zverev

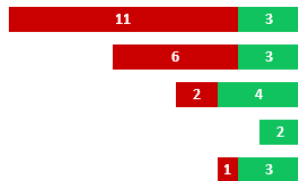


Daniil Medvedev

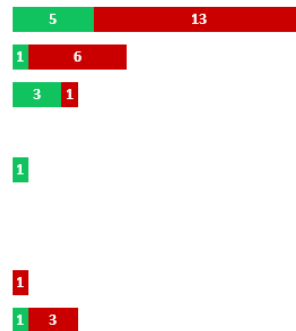


| Alexander Zverev | | All 3+ | Daniil Medvedev | |
|------------------|--------|-------------|-----------------|--------|
| Winners | Errors | | Winner | Errors |
| 3 | 11 | Forehand | 5 | 13 |
| 3 | 6 | Backhand | 1 | 6 |
| 4 | 2 | FH Approach | 3 | 1 |
| 2 | 0 | BH Approach | 0 | 0 |
| 3 | 1 | FH Volley | 1 | 0 |
| 0 | 0 | BH Volley | 0 | 0 |
| 0 | 0 | Overhead | 0 | 0 |
| 0 | 0 | Dropshot | 0 | 1 |
| 0 | 0 | Lob | 1 | 3 |
| 15 | 20 | Total | 11 | 24 |

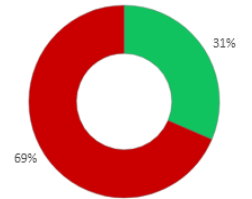
Winners & Errors



Forehand
Backhand
Forehand Approach
Backhand Approach
Forehand Volley
Backhand Volley
Overhead
Dropshot
Lob



Winners & Errors



POINT DIFFERENTIAL & POINT MOMENTUM

Total Points Won



Total Winners



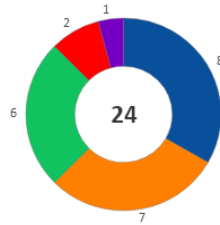
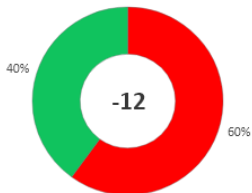
Total Errors



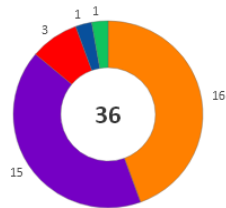
Alexander Zverev

Daniil Medvedev

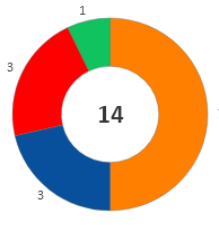
Winners / Errors



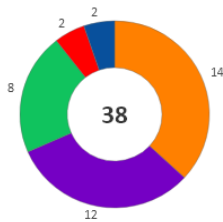
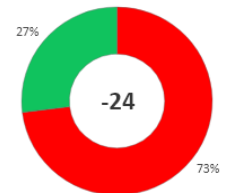
WINNERS



ERRORS



Winners / Errors



Server:

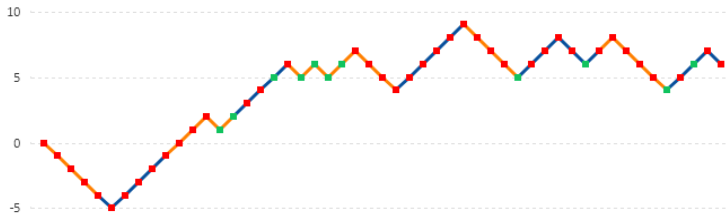
Alexander Zverev

Daniil Medvedev

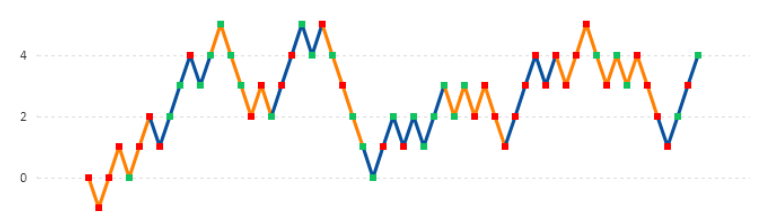
Winner

Error

Set 1



Set 2



| | | | |
|------------------|---|---|---|
| | | 1 | 2 |
| Alexander Zverev | ✓ | 6 | 6 |
| Daniil Medvedev | | 4 | 4 |

GAP ANALYSIS

Player:

Alexander Zverev

Daniil Medvedev



Alexander Zverev Opponent(s)

TENNIS INTELLIGENCE

Season Stats for Alexander Zverev

Matches Won Matches Lost Season Avg Benchmark

